



## Alternative (2024-25)

### 2023-24 PSES Summary Report

The Office of Research and Evaluation administers the annual **Philly School Experience Survey (PSES)** to District, Charter, and Alternative schools. The survey collects feedback from students, teachers, parents and guardians, school support staff, and school leaders to measure six key topics related to school improvement. For more information about the Philly School Experience Survey, please visit <https://www.philasd.org/pses>.

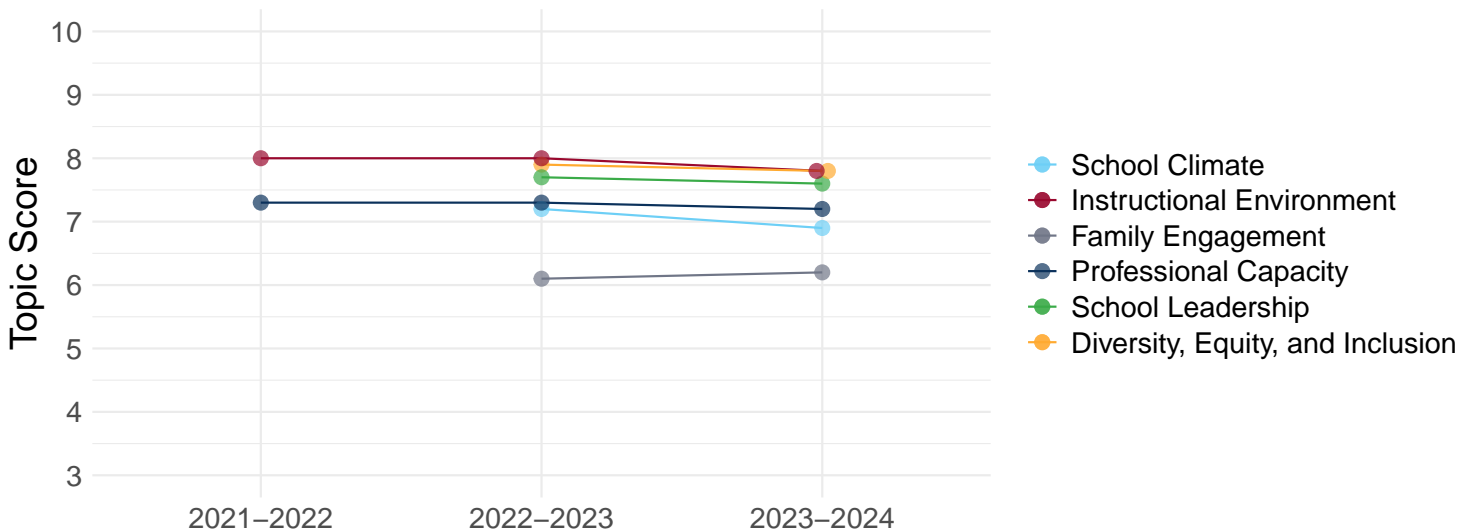
### Survey Participation

Student	Teacher	Parent	Support Staff	Principal/AP
<b>47%</b>	<b>72%</b>	<b>18%</b>	<b>45%</b>	<b>79%</b>
+11 %points (YOY)	-6 %points (YOY)	+3 %points (YOY)	-18 %points (YOY)	-1 %points (YOY)
Number of Responses: 1340 out of 2825	Number of Responses: 152 out of 211	Number of Responses: 453 out of 2480	Number of Responses: 98 out of 216	Number of Responses: 31 out of 39

*Only students in grades 3-12 participate in the survey. Charter schools were not eligible for the support staff survey in 2022-23. Data is displayed for each survey group only when there are at least five respondents and the response rate meets a minimum threshold. The minimum response rate is 25% for students, teachers, and support staff and 10% for parents/guardians.*

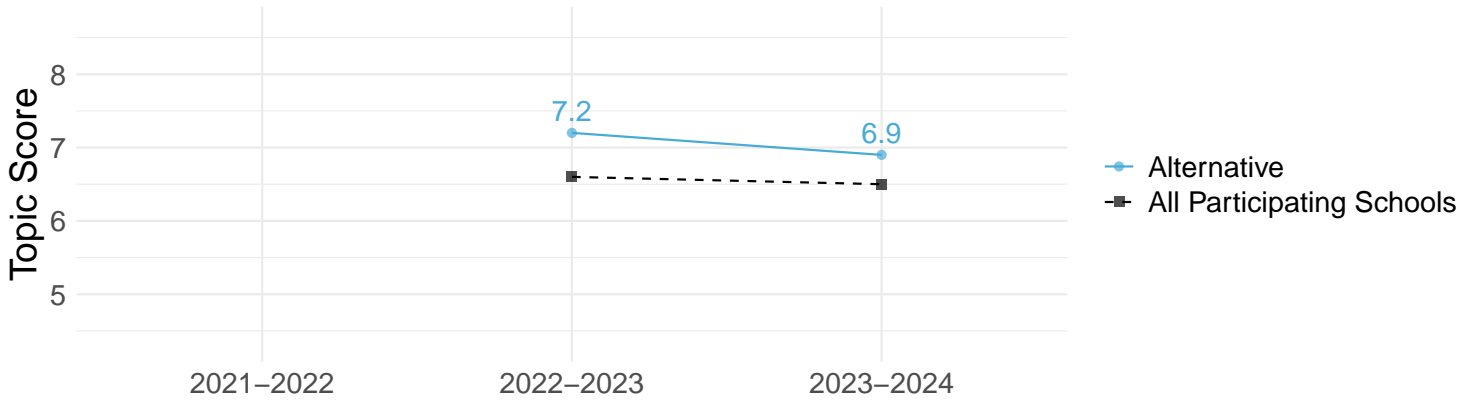
### Topic Trends Over Time

The graph below shows trends in the overall topic scores for this sector over time. Some topic scores may be missing if response rate thresholds were not met.



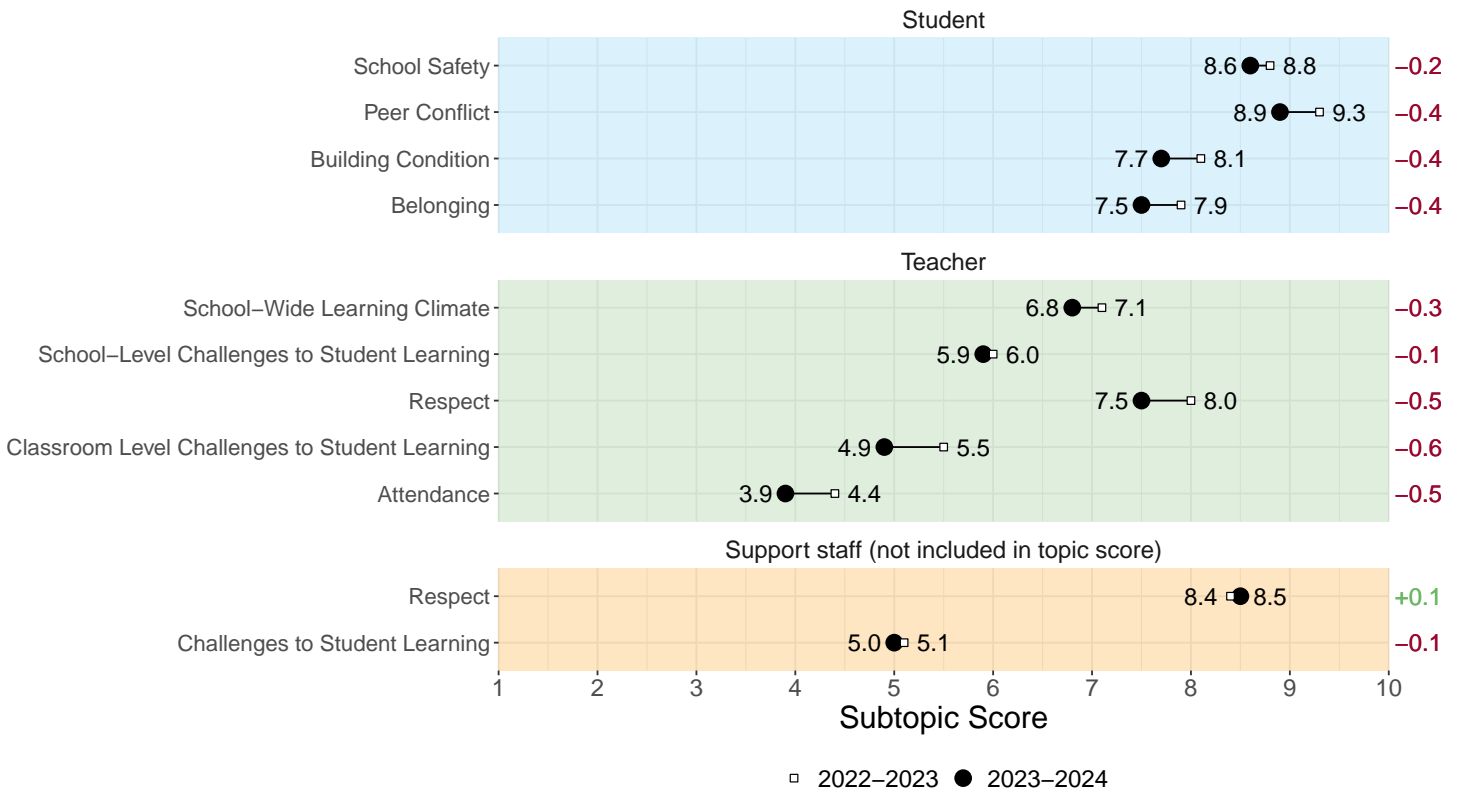
## School Climate: Scores

### Topic Score Trends Compared to All Participating Schools



The School Climate topic score is the average of subtopic scores from the Student and Teacher surveys. Sufficient responses must be available from these respondent groups to generate and display topic scores.

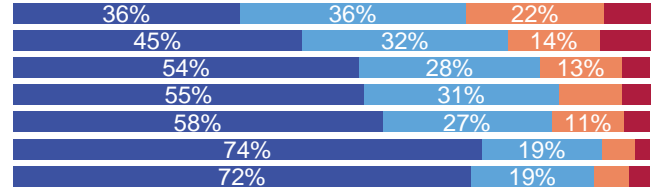
### Subtopic Scores by Survey Group



## School Climate: Key Questions

### Student survey: How often are these things true?

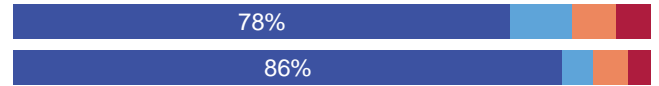
- I enjoy being in school.
- When I am in school, I feel like I belong.
- The school building is in good condition.
- My school is clean.
- Other students treat me with respect.
- I feel safe in my classes.
- I feel safe in the bathrooms in my school.



Most/all of the time   Occasionally   Rarely   Never

### Student survey: [Grades 6–12 only] Have any of the following happened to you personally this year?

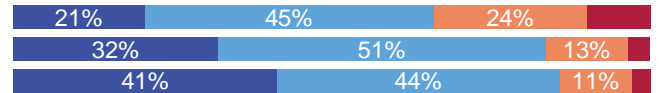
- A student threatened or harassed me in-person while I was at school.
- A student threatened or harassed me online while I was at school or during online learning.



Never   One time   More than once   Many times

### Teacher survey: How much do you agree with the following statements?

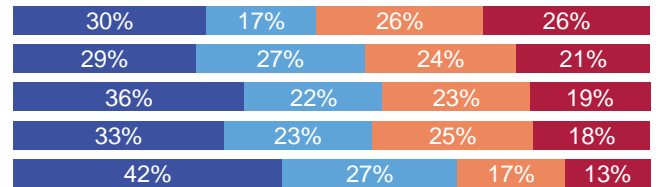
- Teacher morale is high at my school.
- Teachers at my school have high expectations for students.
- My school has a culture of using data to inform student-level interventions.



Strongly agree   Agree   Disagree   Strongly disagree

### Teacher survey: To what extent do you consider each of the following factors a challenge to student learning in your school?

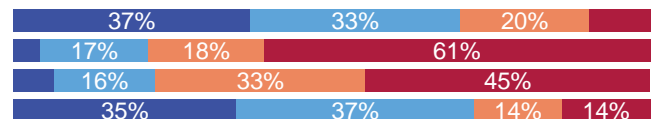
- Shortage of instructional support staff (e.g., teaching aides and reading specialists)
- Shortage of other support staff (e.g., nurses, counselors, and security)
- Lack of teacher planning time built into the school day
- Lack of support for teaching special education students (i.e., students with IEPs)
- Lack of support for teaching English Learners



Not a challenge   A slight challenge   A moderate challenge   A great challenge

### Support staff survey: To what extent do you consider each of the following factors a challenge to student learning at your school?

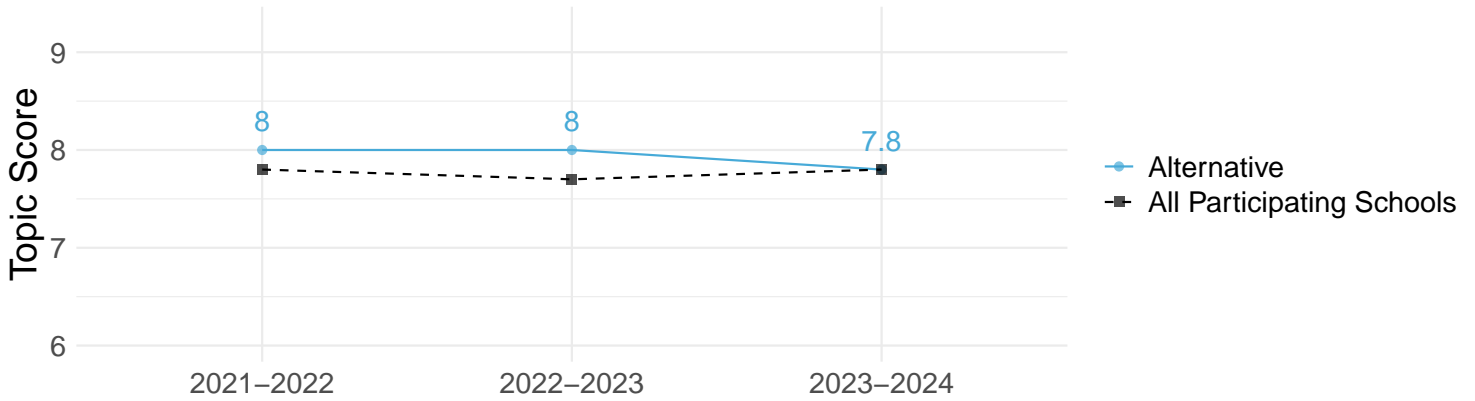
- Teacher/staff turnover
- Student absenteeism
- Student mental health issues
- School crime/safety



Not a challenge   A slight challenge   A moderate challenge   A great challenge

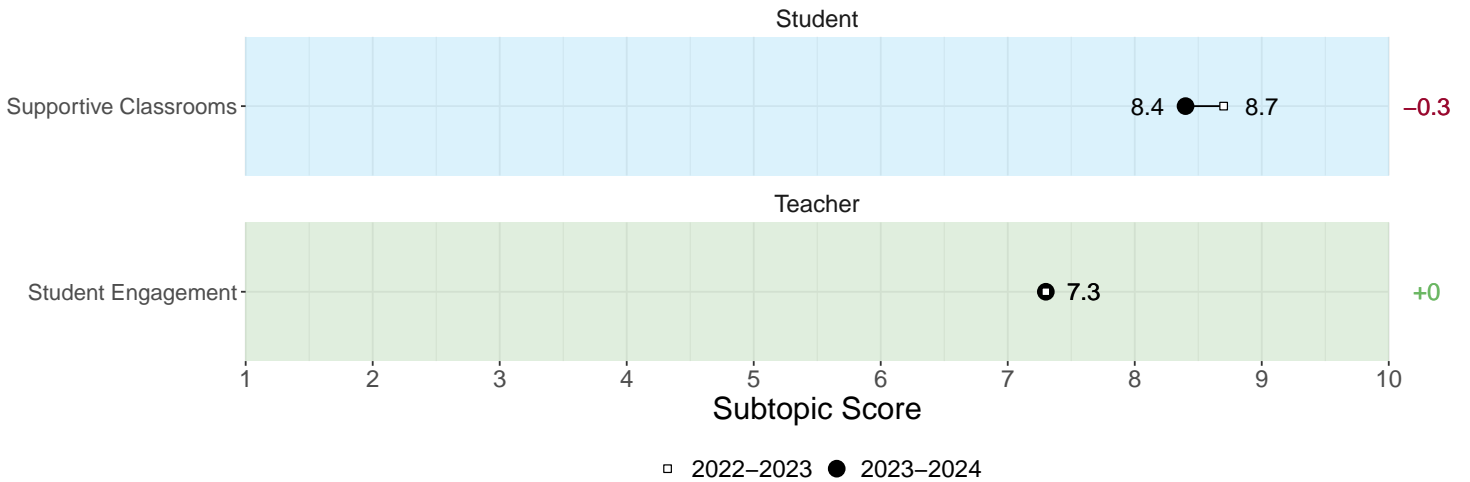
### Instructional Environment: Scores

#### Topic Score Trends Compared to All Participating Schools



The Instructional Environment topic score is the average of subtopic scores from the Student and Teacher surveys. Sufficient responses must be available from these respondent groups to generate and display topic scores.

#### Subtopic Scores by Survey Group



## Instructional Environment: Key Questions

### Student survey: How often are these things true?

My school meets my learning needs.



My teachers are willing to provide me with extra help if I need it.



There is at least one adult at school I trust.



■ Most/all of the time
 ■ Occasionally
 ■ Rarely
 ■ Never

### Student survey: How often do the following things happen in your classes?

In my classes we stay busy and do not waste time.



In my classes we learn a lot.



My teachers make sure I understand lessons before teaching something new.



My teachers treat me with respect.



■ Most/all of the time
 ■ Occasionally
 ■ Rarely
 ■ Never

### Teacher survey: [Excludes non-teaching SBTLs] How often are the following statements true about your classroom?

My students influence decisions regarding learning activities.



My students are interested in what we do in class.



I call on all of my students, even if they don't volunteer to answer questions.



My students ask me questions when they need help.



My students complete their assigned work.



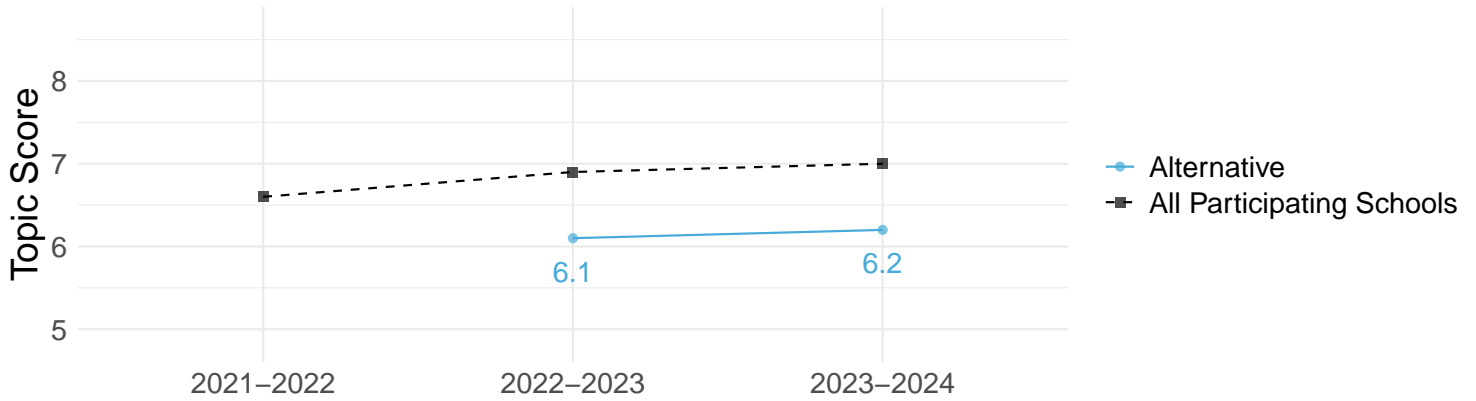
My students reflect back on what they have learned.



■ Most/all of the time
 ■ Occasionally
 ■ Rarely
 ■ Never

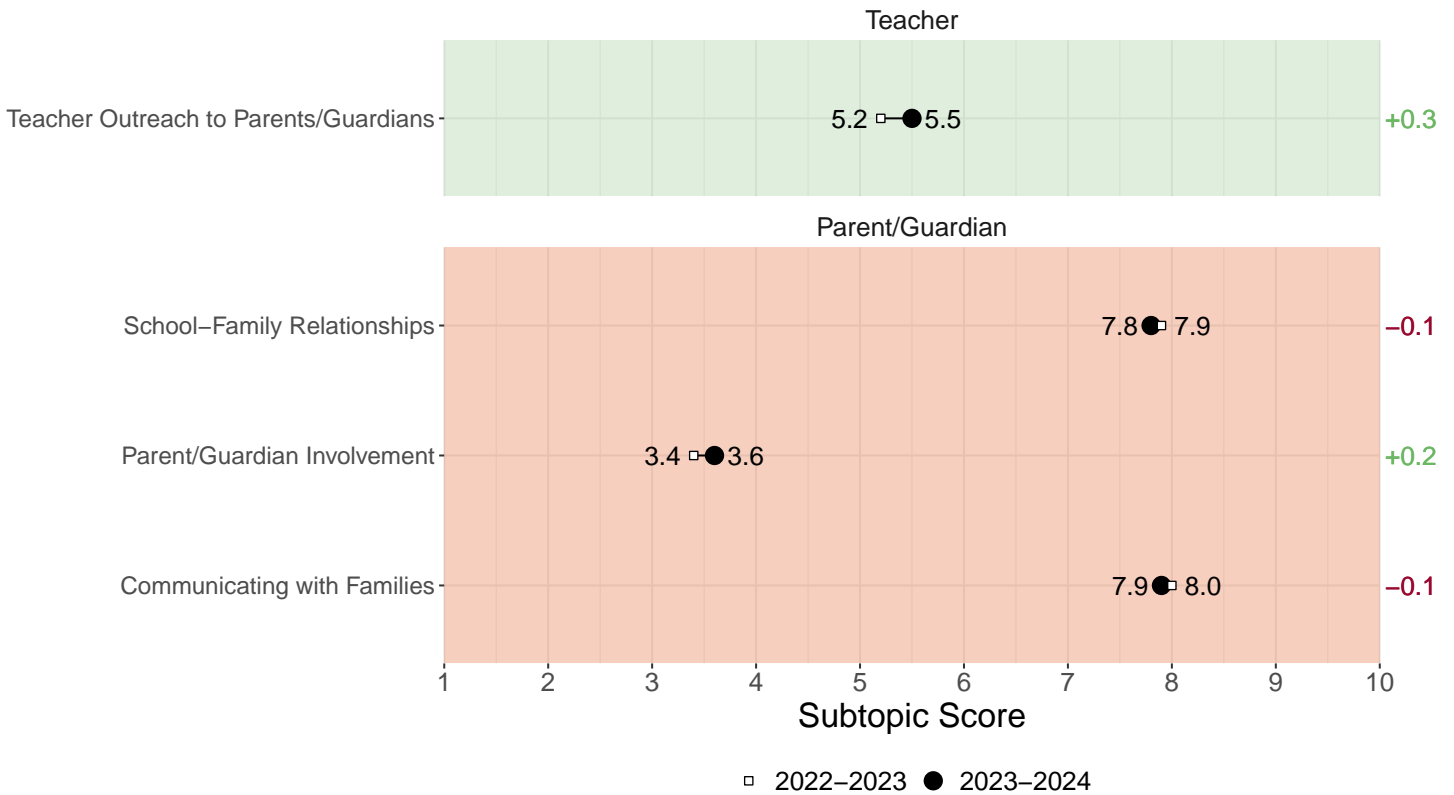
## Family Engagement: Scores

### Topic Score Trends Compared to All Participating Schools



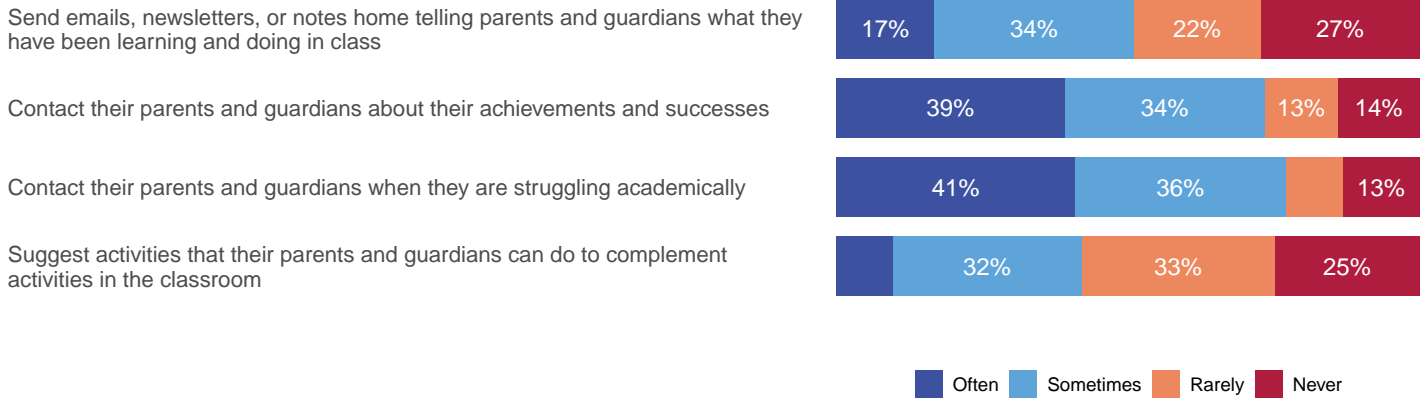
The Family Engagement topic score is the average of subtopic scores from the Teacher and Parent/Guardian surveys. Sufficient responses must be available from these respondent groups to generate and display topic scores.

### Subtopic Scores by Survey Group

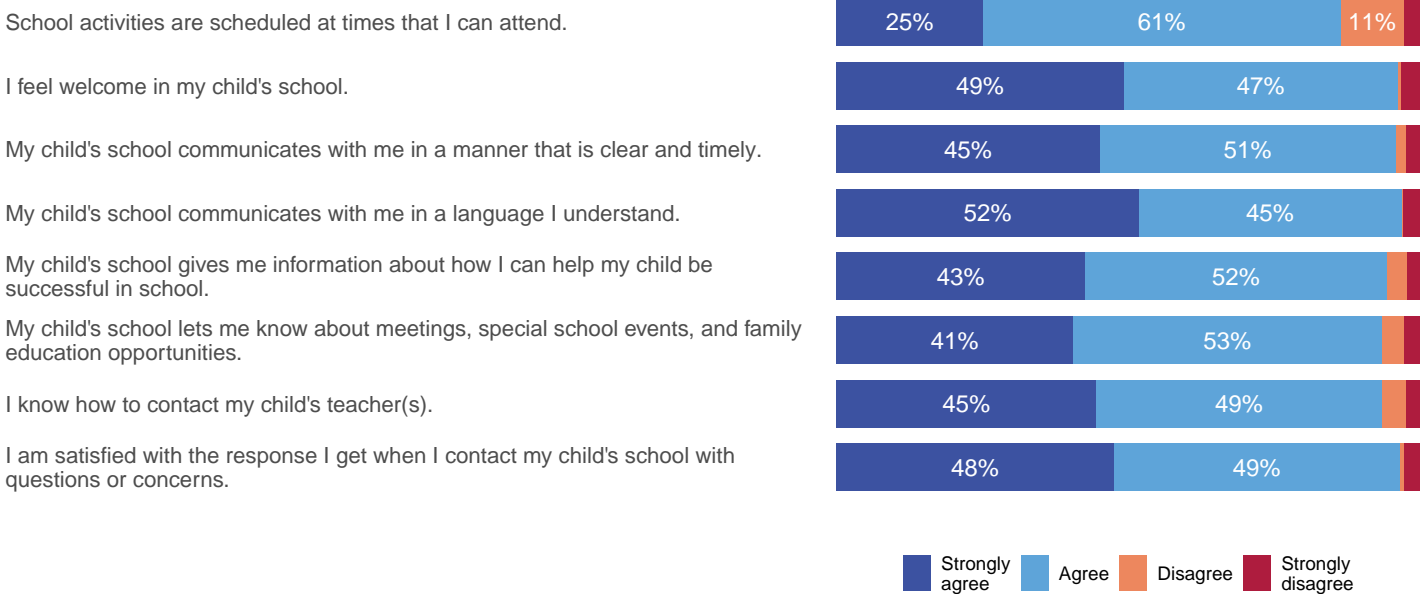


## Family Engagement: Key Questions

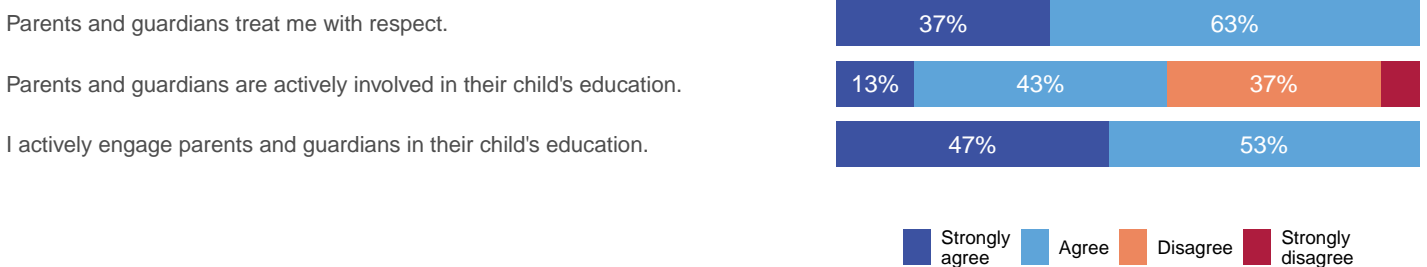
### Teacher survey: During this academic year, how often did you do the following for a typical student?



### Parent and Guardian survey: How much do you agree with the following?

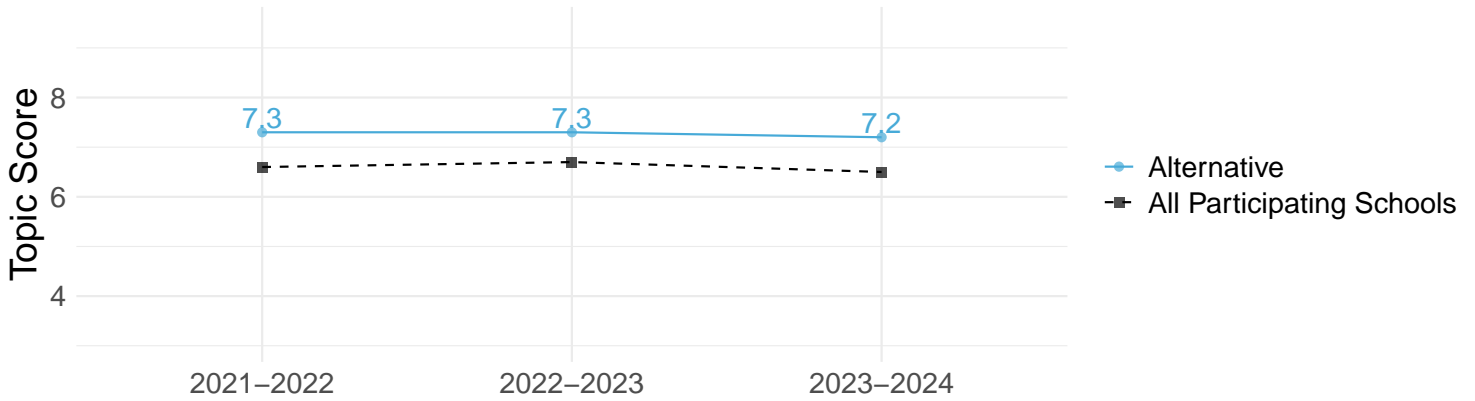


### Principal survey: To what extent do you agree with the following statements?



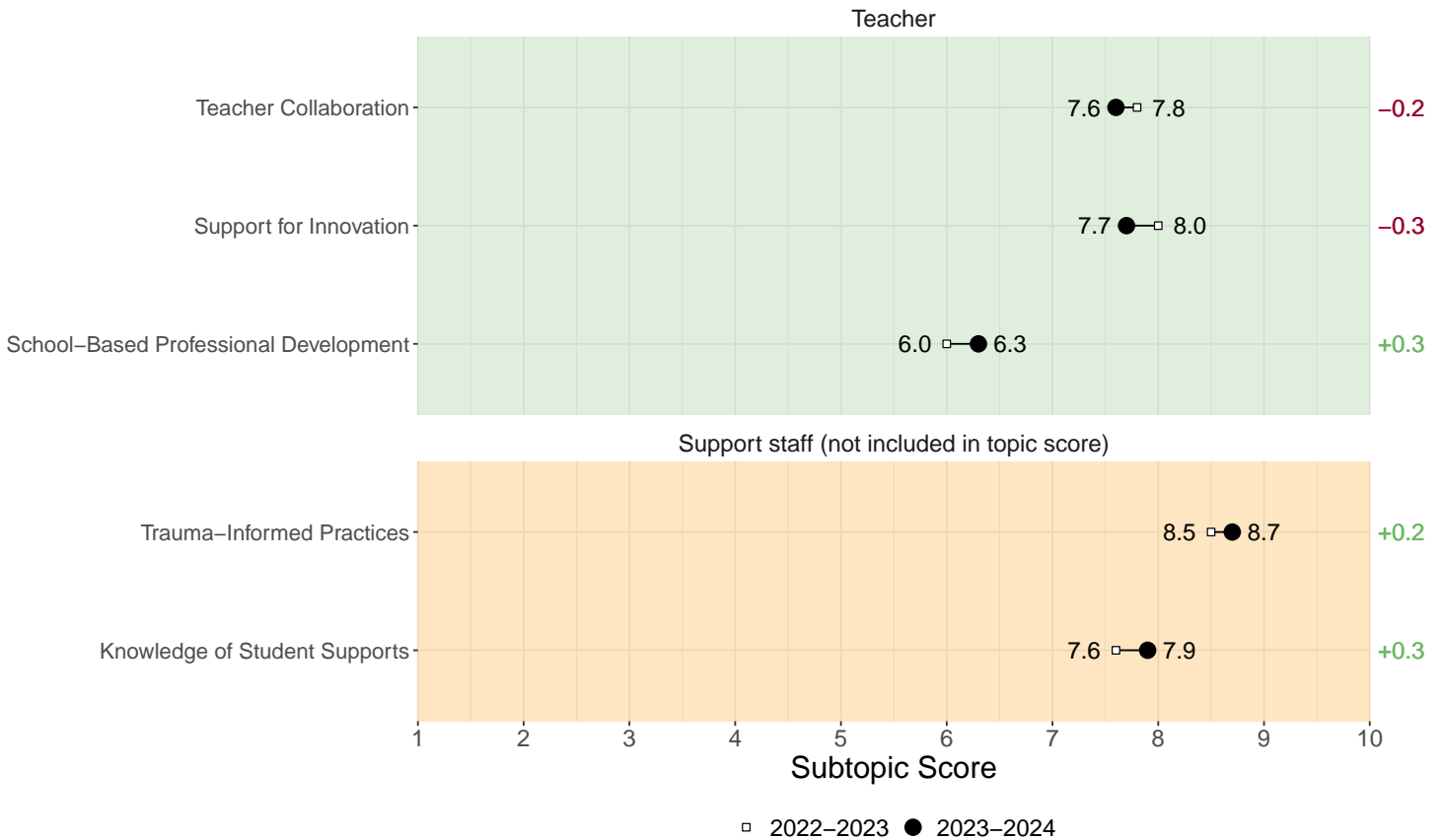
## Professional Capacity: Scores

### Topic Score Trends Compared to All Participating Schools



The Professional Capacity topic score is the average of subtopic scores from the Teacher survey. Sufficient responses must be available from these respondent groups to generate and display topic scores.

### Subtopic Scores by Survey Group





## Professional Capacity: Key Questions

### Teacher survey: [Excludes non-teaching SBTLs] How much do you agree with the following statements?

I am expected to continually learn and seek out new ideas.



I am free to be creative in the teaching methods and strategies I use in my practice.



### Teacher survey: How often, if at all, do groups of teacher(s) at your school meet to address the following topics?

Effective instructional strategies



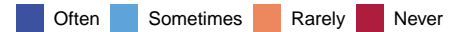
The individual learning needs of students



Coordination of instruction within grade levels



Coordination of instruction across grade levels




### Teacher survey: How much do you agree with the following about school-based professional development?


Teacher input is taken into consideration when planning school professional development.



Teachers' backgrounds, experience levels, and learning needs are considered when planning school professional development.



In my school, teachers meet during the school day for school professional development (in addition to district-designated PD days).



### Support staff survey: How confident are you in your ability to do the following?

My child's school Identify students who have experienced trauma



My child's school Interact with students in a way that does not trigger prior trauma



Match students to the appropriate internal (school-based) resources/supports



Match students to the appropriate external resources/supports



### Principal survey: [District schools only] [District schools only] To what extent did the Leader Professional Development (Network PD, Instructional Rounds, and Leadership Convenings) you received this year...

Focus on real problems of practice



Offer information about what to do once challenges were identified (how to identify and choose interventions)

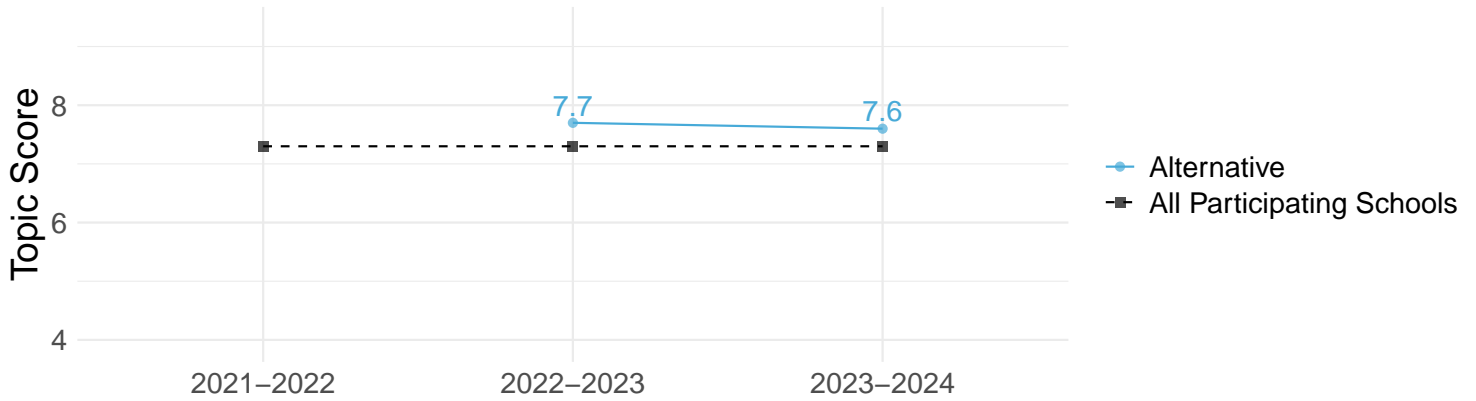


Help you develop your leadership skills



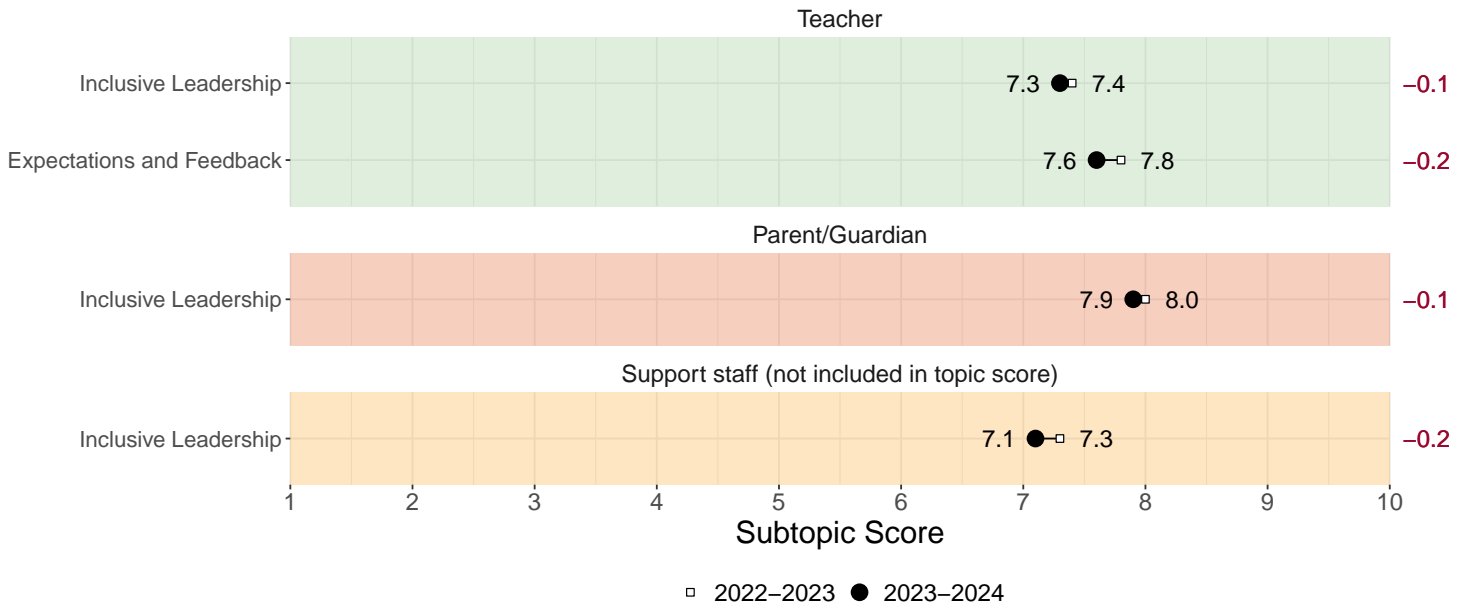
## School Leadership: Scores

### Topic Score Trends Compared to All Participating Schools



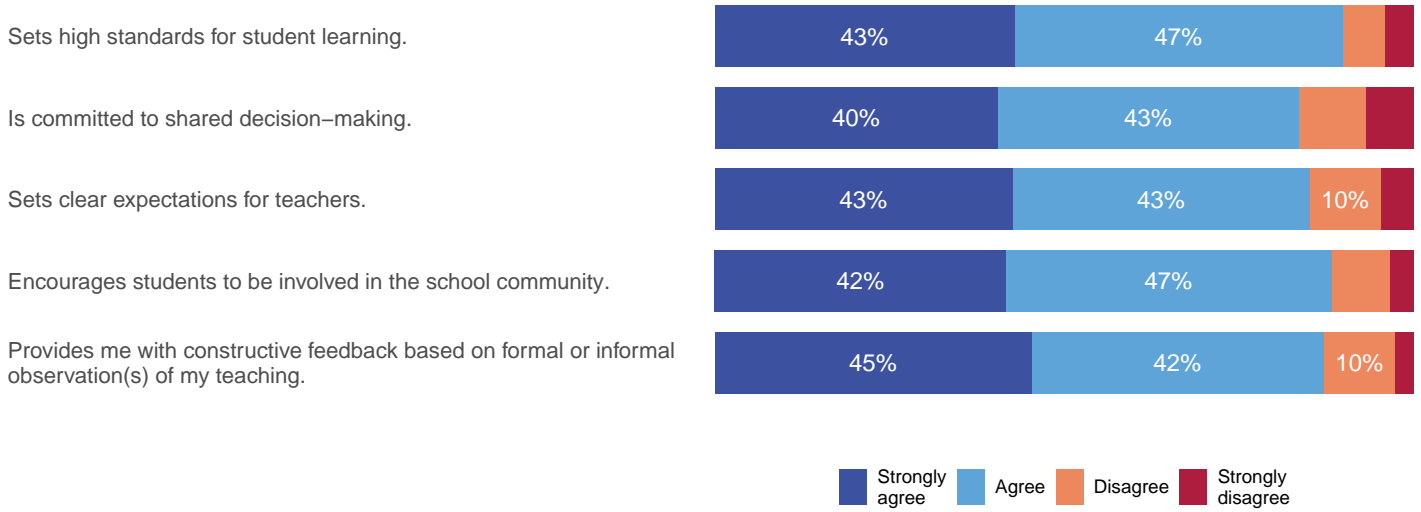
The School Leadership topic score is the average of subtopic scores from the Teacher and Parent/Guardian surveys. Sufficient responses must be available from these respondent groups to generate and display topic scores.

### Subtopic Scores by Survey Group

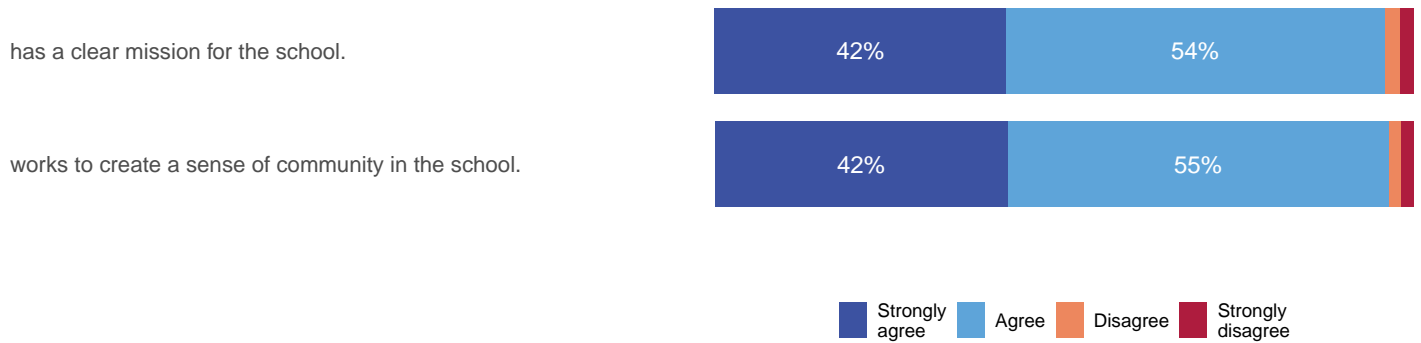


## School Leadership: Key Questions

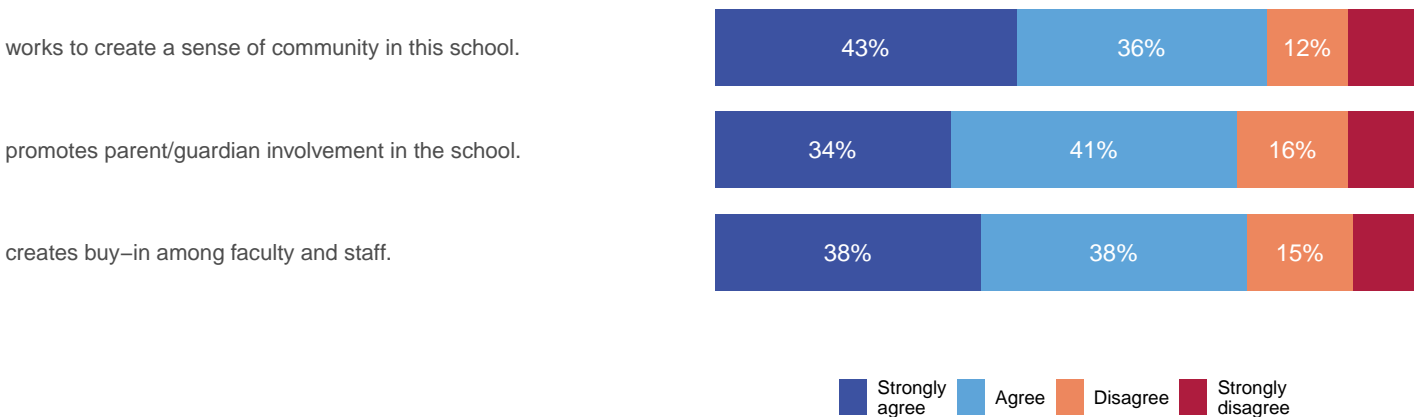
### Teacher survey: My principal/school leader...



### Parent and Guardian survey: How much do you agree with the following? The principal or school leader...

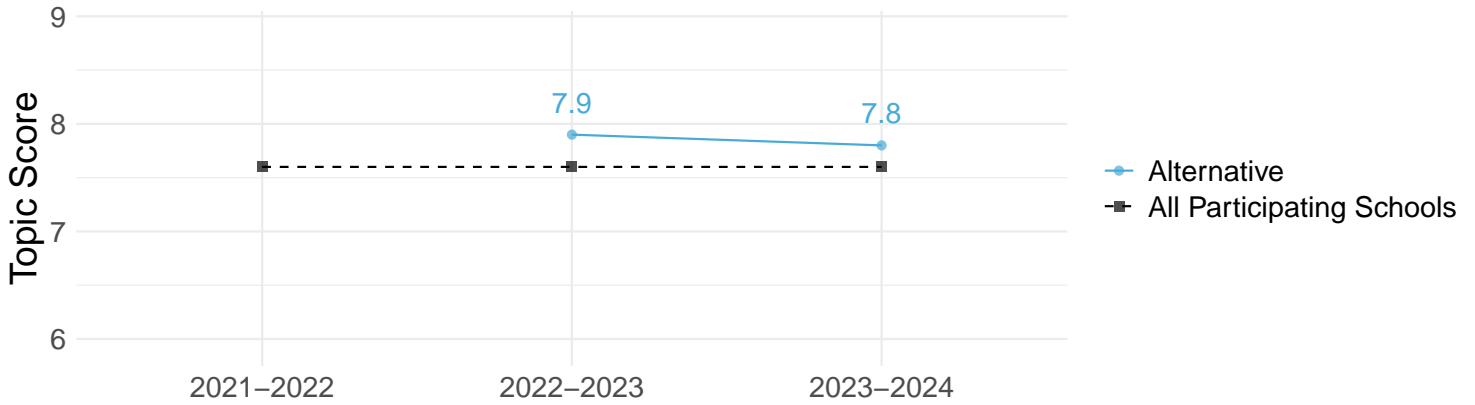


### Support staff survey: The principal/school leader at my school...



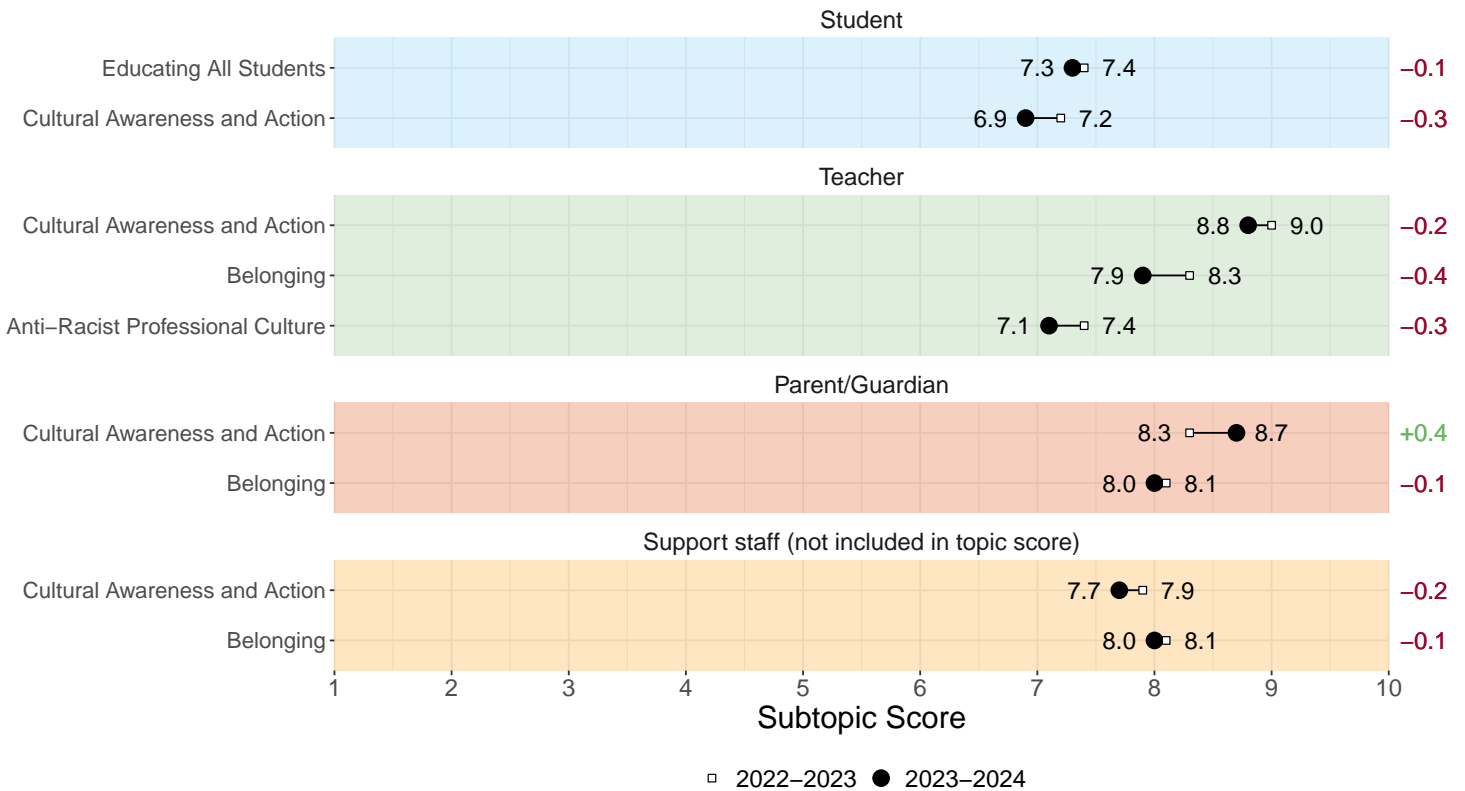
## Diversity, Equity, and Inclusion: Scores

### Topic Score Trends Compared to All Participating Schools



The Diversity, Equity, and Inclusion topic score is the average of subtopic scores from the Student, Teacher, and Parent/Guardian surveys. Sufficient responses must be available from these respondent groups to generate and display topic scores. Student survey questions in this topic are only for grades 6-12, which means student response data is unavailable for schools serving only grades K-5.

### Subtopic Scores by Survey Group



## Diversity, Equity, and Inclusion: Key Questions

### Student survey: [Grades 6–12 only] How often do the following things happen?

Students at my school treat people from different races, ethnicities, or cultures fairly.



Adults at my school treat people from different races, ethnicities, or cultures fairly.



Teachers encourage me to learn about people from different races, ethnicities, or cultures.



When there are major news events related to race, adults at my school talk about them with students.



Most/all of the time   Occasionally   Rarely   Never

### Teacher survey: How much do you agree or disagree with the following?

Leaders at this school work to advance student equity.



When a sensitive issue of diversity arises in class, I can implement strategies to appropriately address the situation.



Strongly agree   Agree   Disagree   Strongly disagree

### Parent and Guardian survey: How often do the following happen?

Adults at my child's school treat people from different races, ethnicities, or cultures fairly.



At school, my child learns about people from different races, ethnicities, or cultures.



Most/all of the time   Occasionally   Rarely   Never

### Support staff survey: How much do you agree or disagree with the following?

I feel connected to other adults at my school.



I am comfortable discussing race-related topics with my colleagues.



Strongly agree   Agree   Disagree   Strongly disagree

### Principal survey: How often do the following happen?

In my school, students have opportunities to learn about people from different races, ethnicities, or cultures.



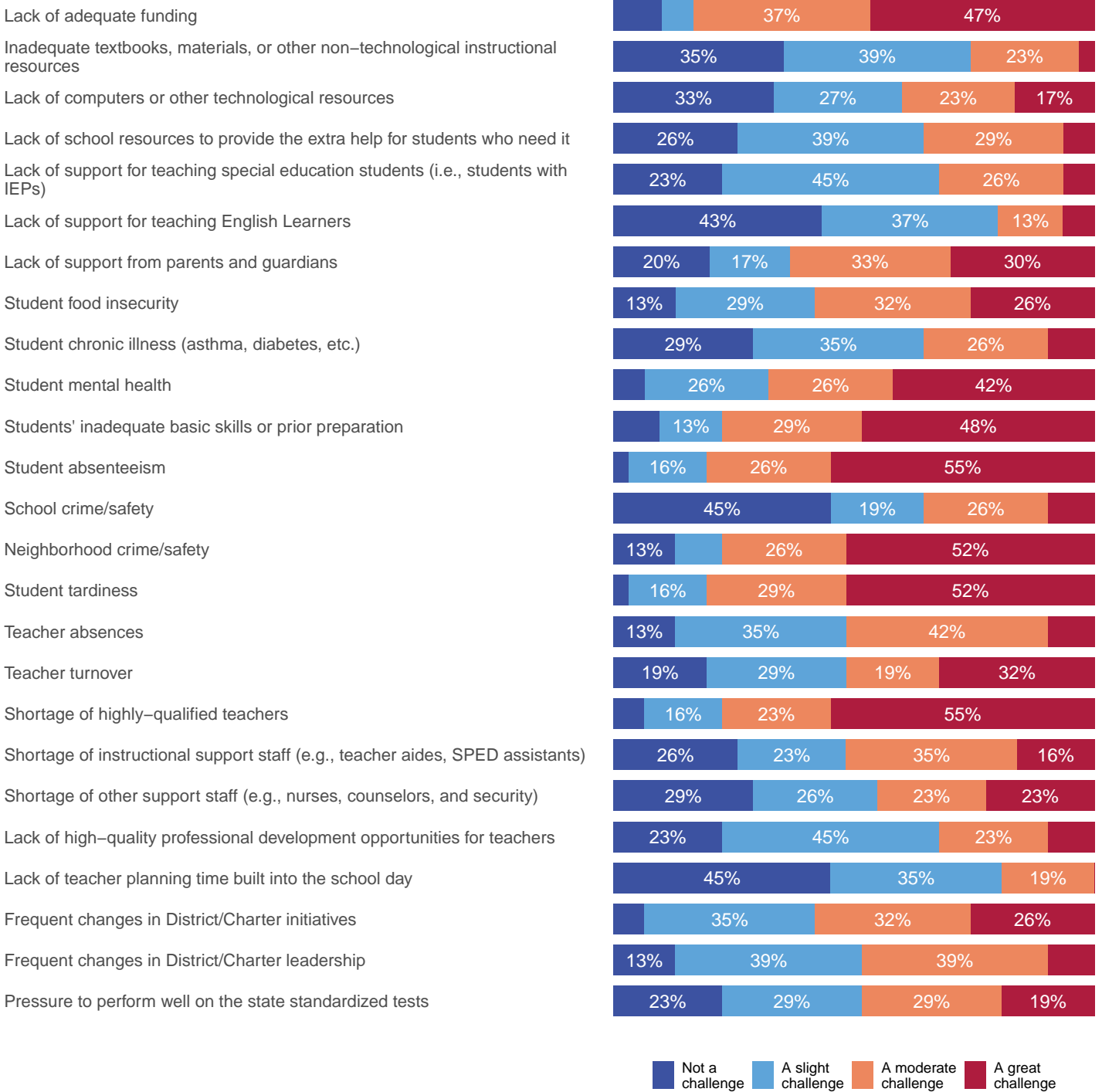
Staff at my school have important conversations with each other about race, even when the conversation might be uncomfortable.



Most/all of the time   Occasionally   Rarely   Never

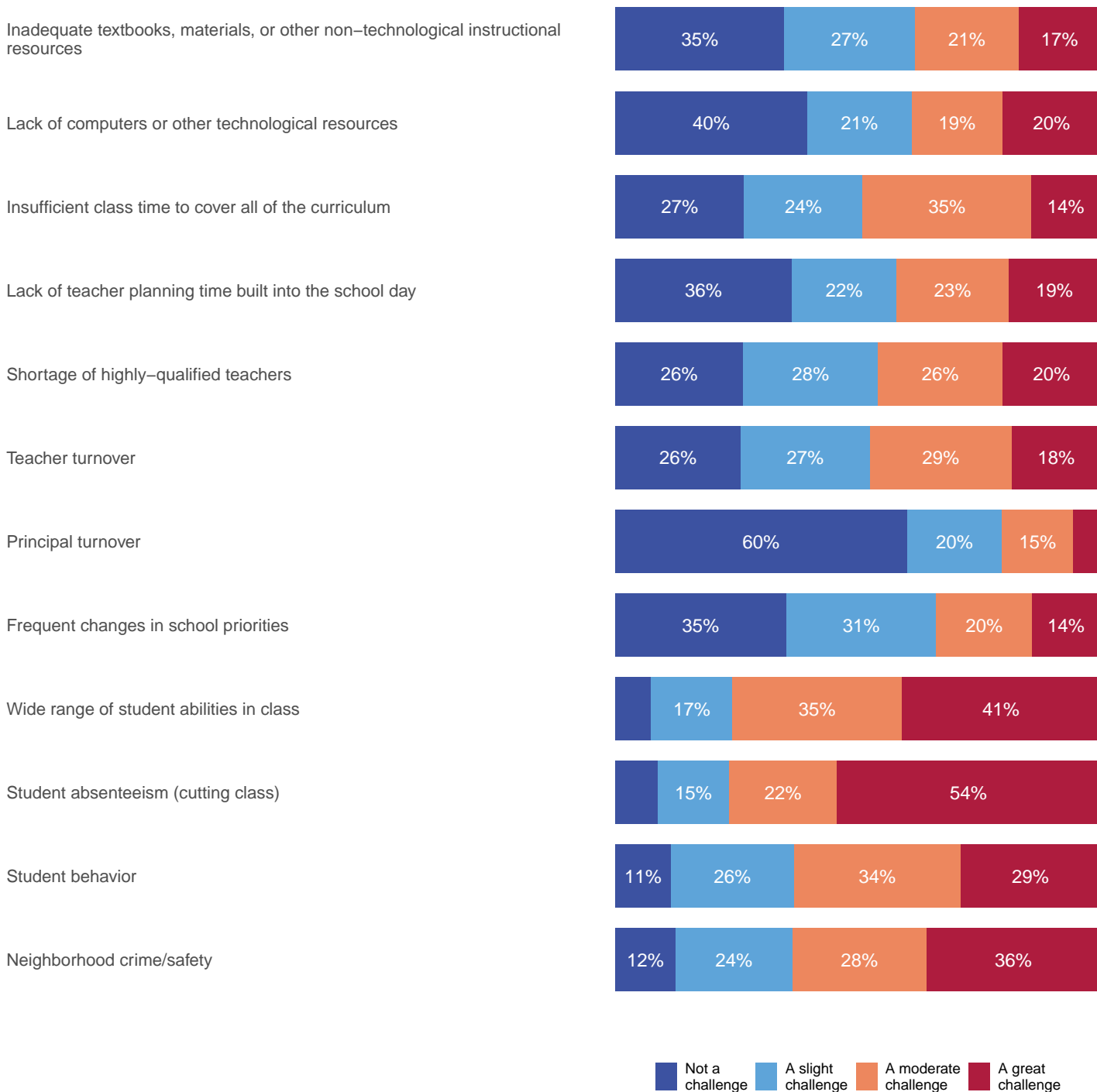
## Additional Key Question Results: Academic Achievement

Principal survey: To what extent do you consider each of the following factors a challenge to student learning in your school?



### Additional Key Question Results: Academic Achievement (continued)

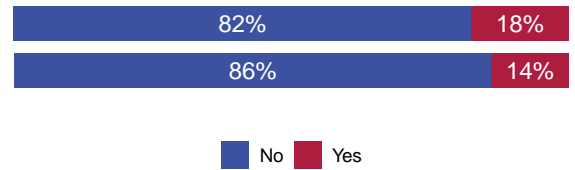
Teacher survey: [Excludes non-teaching SBTLs] To what extent do you consider each of the following factors a challenge to student learning in your classroom?



## Additional Key Question Results: Safety and Wellbeing

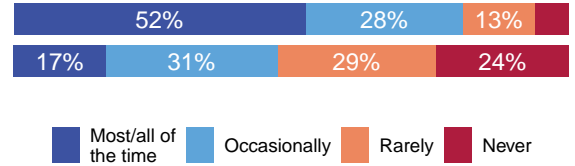
### Parent and Guardian survey: In the past 12 months...

did you ever eat less than you felt you should because there wasn't enough money for food?  
 were you ever hungry but didn't eat because there wasn't enough money for food?



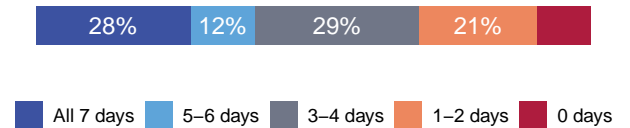
### Student survey: How often are these things true?

The cafeteria space or lunchroom is a nice place to eat.  
 The food tastes good.



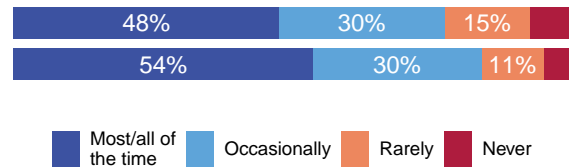
### Student survey: During the past 7 days...

on how many days were you physically active for a total of at least 60 minutes?



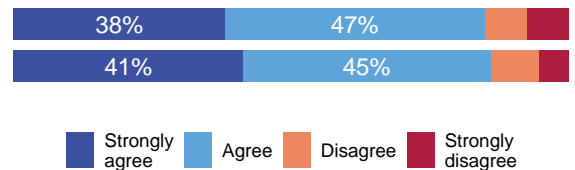
### Student survey: How often are these things true?

I feel safe in the neighborhood surrounding my school.  
 I feel safe going to and from school.



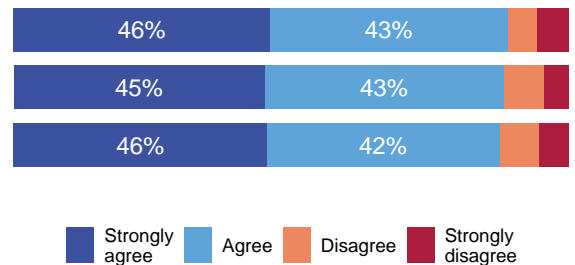
### Student survey: [Grades 3–8 students with recess only] How much do you agree with the following statements?

[Schools serving K–8 only] I feel safe during recess.  
 [Schools serving K–8 only] There are fun things to do at recess.



### Student survey: [Grades 6–12 only] How much do you agree or disagree?

If I told a teacher or other adult at this school that another student was bullying me, they would try to help me.  
 If a student at my school is bullied, threatened or harassed, it is easy for them to get help from an adult.  
 When there is a conflict between people, my school tries to make sure all sides are heard to help resolve the conflict.






## Additional Key Question Results: Recruitment and Retention

Principal survey: [District schools only] During the 2023–24 school year (including the summer of 2023), how many times did you...

Participate in Tier 1 leadership meetings to review school- or grade-level data to improve Tier 1 instruction and climate?



Receive formal coaching or mentoring (from an internal/external coach, mentor or supervisor)?



Participate in an informal or formal support network (e.g., PLC, Affinity Group)?



Collaborate with other principals?



■ Often
 ■ Sometimes
 ■ Rarely
 ■ Never

Principal survey: To what extent do you feel respected by...

The Board of Education



District/Charter Operator administrators



Assistant Superintendents



■ Respected a great deal
 ■ Somewhat respected
 ■ A little respected
 ■ Not at all respected

Teacher survey: To what extent do you feel respected by...

District/Charter administrators



Your principal



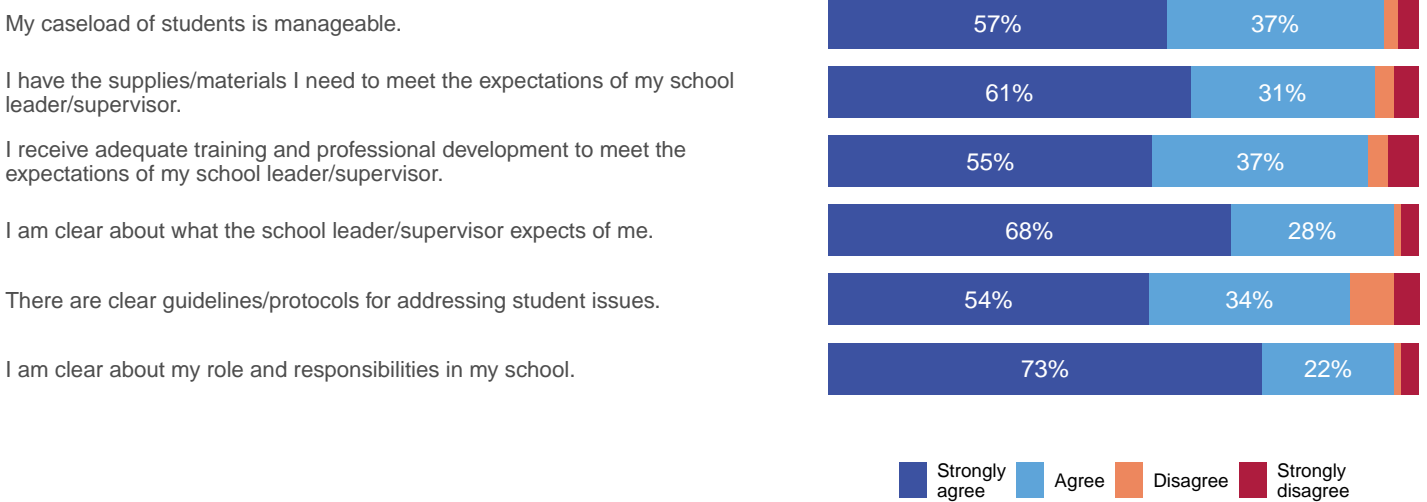
■ Respected a great deal
 ■ Somewhat respected
 ■ A little respected
 ■ Not at all respected

## Additional Key Question Results: Recruitment and Retention (continued)

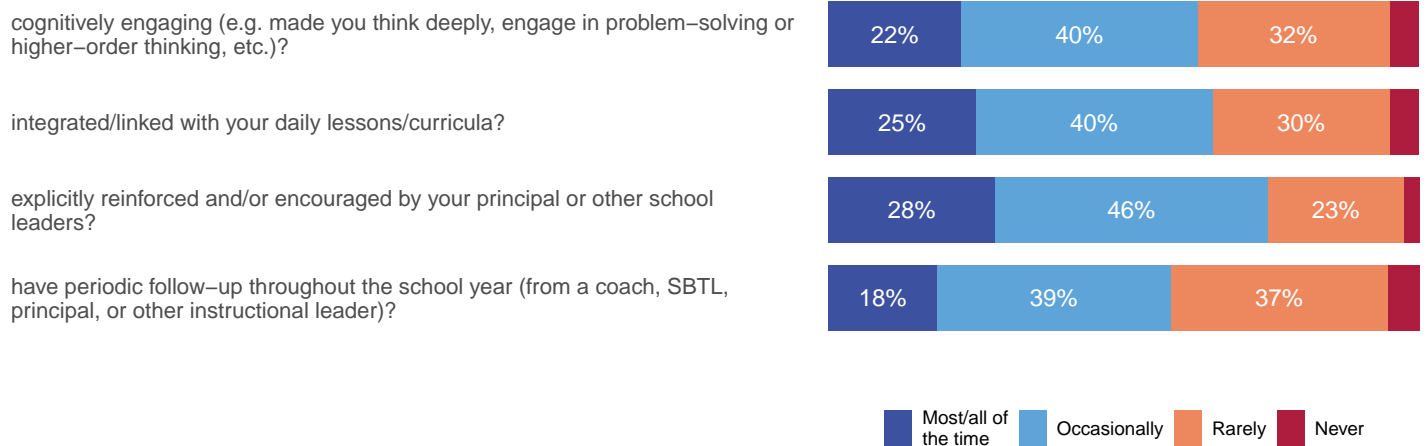
### Support staff survey: To what extent do you feel respected by...



### Support staff survey: How much do you agree with the following?

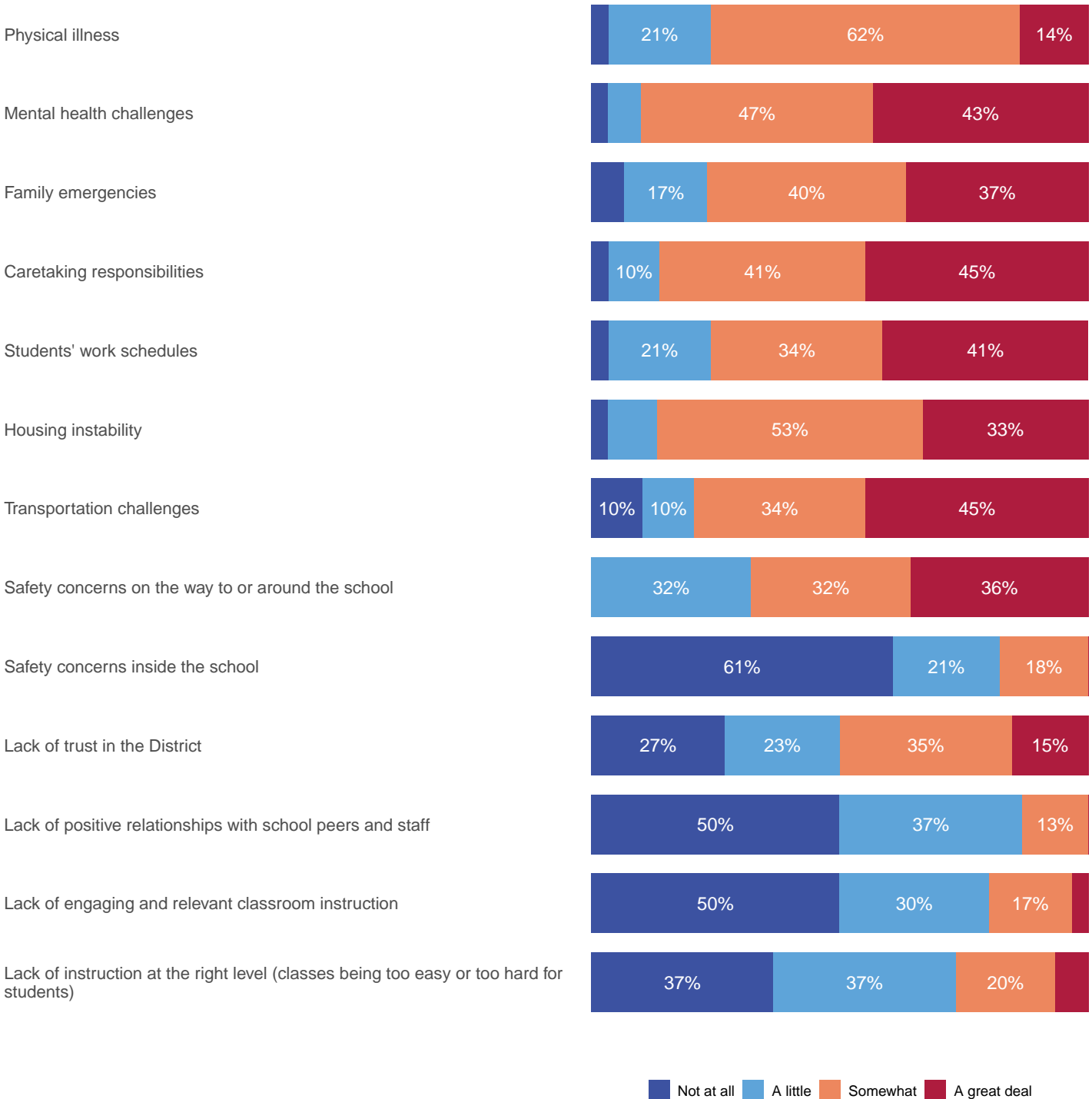


### Teacher survey: [District schools only] [District teachers only] How often were District-wide professional development sessions offered by Central Office...



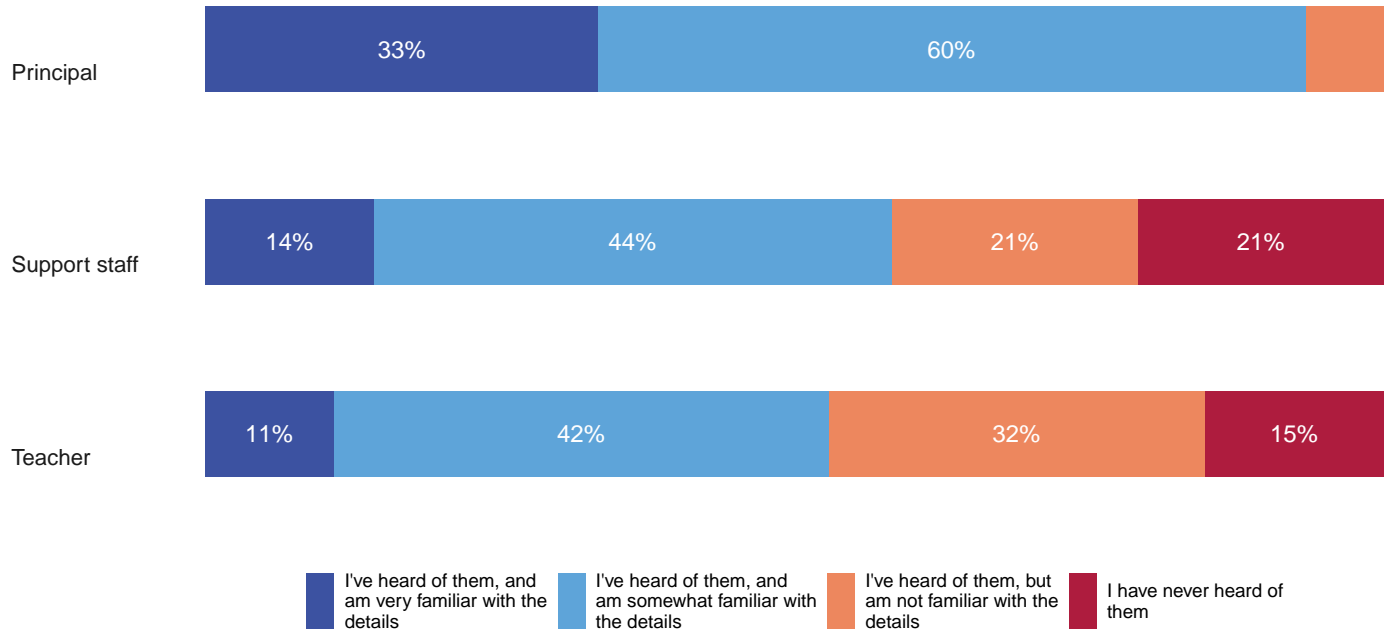
### Additional Key Question Results: Attendance

Principal survey: How much have the following factors contributed to student absenteeism in your school this year?



## Additional Key Question Results: Goals and Guardrails

Principal survey: To what extent are you aware of SDP's Goals and Guardrails?



### Technical Notes

[tinyurl.com/2024PSESnotes](https://tinyurl.com/2024PSESnotes)



### Feedback Form

[tinyurl.com/2024PSESfeedbacksurvey](https://tinyurl.com/2024PSESfeedbacksurvey)

